



978-1-7397748-7-5

## READING COMPREHENSION

### Lead-in activity

Before reading *Small, Speckled Egg* help children identify the title, author, illustrator and blurb on the front and back covers. Study the front cover and ask:

- What animals can you identify?
- Why do you think these animals are on the front cover?
- What do you think the book will be about?

### Main activity

The text has two levels. You can enjoy reading the main text out loud with younger children, and include the supporting text for more advanced learners. After reading, ask the following questions to check for understanding, promote deeper thinking and prompt further discussion.

#### The egg:

- What words can you use to describe the egg?
- How does the chick get out of the egg?
- Do you know any other animals that hatch from eggs?

#### Setting:

- Where in the world does the chick hatch?
- Is it a hot place or a cold place?
- Where do the terns go in the winter?
- What are other names for the Arctic and Antarctic?

#### The main character:

- What type of bird is the book's main character?
- What does she eat?
- How do her parents protect her?
- How does she learn to fly?

#### The plot:

- What predators do terns have in the Arctic?
- Why do the family leave their home in the Arctic every year?
- How do they eat on their journey?
- Where do they sleep when they are flying over the sea?
- How many chicks can a female tern have in her lifetime?





978-1-7397748-7-5

## LIFE CYCLE OF A BIRD

### Lead-in activity

*Small, Speckled Egg* tells the story of the life cycle of an Arctic tern. When you read the story, stress the different stages as you read from egg to chick, fledgling to adult.

### Main activity

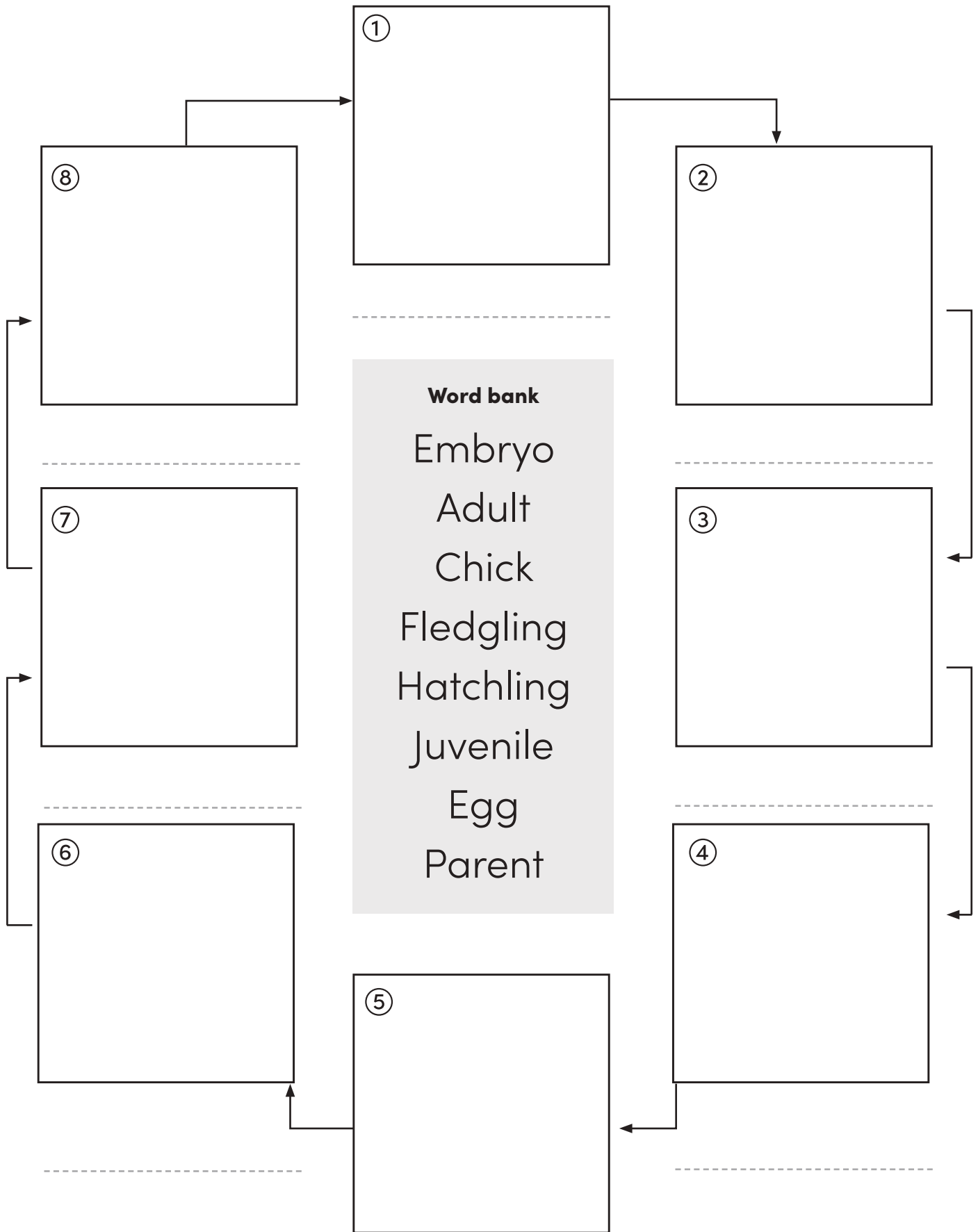
Print out both pages and help the children to cut out the pictures. The challenge is to put them in the correct order in the bird's lifecycle on the worksheet, and then to label each stage using the word bank. Encourage them to write the labels, or they can cut out the words to stick on.



### Word bank

egg	embryo	juvenile	hatchling
chick	fledgling	parent	adult

# LIFE CYCLE OF A BIRD





978-1-7397748-7-5

## ARCTIC OR ANTARCTIC?

### Lead-in activity

**Small, Speckled Egg** tells the story of the Arctic terns' migration from their Arctic nesting grounds to their summer feeding grounds in the Antarctic. Other animals share their habitats. Some are mentioned but there are more in the illustrations. Encourage your children to explore the scenes to find them..

### Main activity

Some polar animals live only in the Arctic or Antarctic, while a few, like Arctic terns, visit both. Draw lines between the animal and where they live, following the example.



humpback  
whale



polar bear



emperor penguin




Arctic tern

Arctic

Antarctic




orca  
(killer whale)



leopard seal



Arctic fox



978-1-7397748-7-5

## CREATIVE WRITING

### Lead-in activity

***Small, Speckled Egg*** starts with an egg and ends with the Arctic tern's migratory journey, flying around the world. The bold text in the book is the main story, simply told, easy to read and easy to follow. Read that with your children to prepare them for some creative writing.

### Main activity

Time to write a story that starts with something very small and ends with something very big! Here's some prompts that might inspire your children to write their own short story, or they might have ideas of their own.

**Brick to castle • Word to story • Alien to distant world • Child to old person**

(Title) \_\_\_\_\_

(Author) \_\_\_\_\_

\_\_\_\_\_

\_\_\_\_\_

\_\_\_\_\_

\_\_\_\_\_

\_\_\_\_\_

\_\_\_\_\_


\_\_\_\_\_

\_\_\_\_\_

\_\_\_\_\_

Handwriting practice lines consisting of 15 sets of three horizontal dashed lines.





978-1-7397748-7-5

## WHAT YOU KNOW ABOUT: THE ARCTIC TERN

### Lead-in activity

Read *Small, Speckled Egg* and look at the illustrations together, paying particular attention to the information the children will need to answer the questions below.

1



The Arctic tern has the longest migration of any bird. How far do they fly each year?

- a) 790 km
- b) 7,090 km
- c) 70,900 km

2



How many days does it take on average for a tern to fly from the Arctic to the Antarctic?

- a) 9 days
- b) 90 days
- c) 1 year

3



How many chicks can Arctic terns raise in their lifetime?

- a) 5
- b) 50
- c) 500

4



What do Arctic terns eat?

- a) fish
- b) pizza
- c) mushrooms



5



Which one of these is not an Arctic predator?

- a) Arctic fox
- b) polar bear
- c) lion

6



Where do Arctic terns make their nests?

- a) on the rocky ground
- b) in the highest tree
- c) on the coldest iceberg

7



What is a group of Arctic terns called?

- a) a pack
- b) a colony
- c) a herd

8



Why do Arctic terns fly south?

- a) for a holiday
- b) to see family
- c) it gets cold and dark



978-1-7397748-7-5

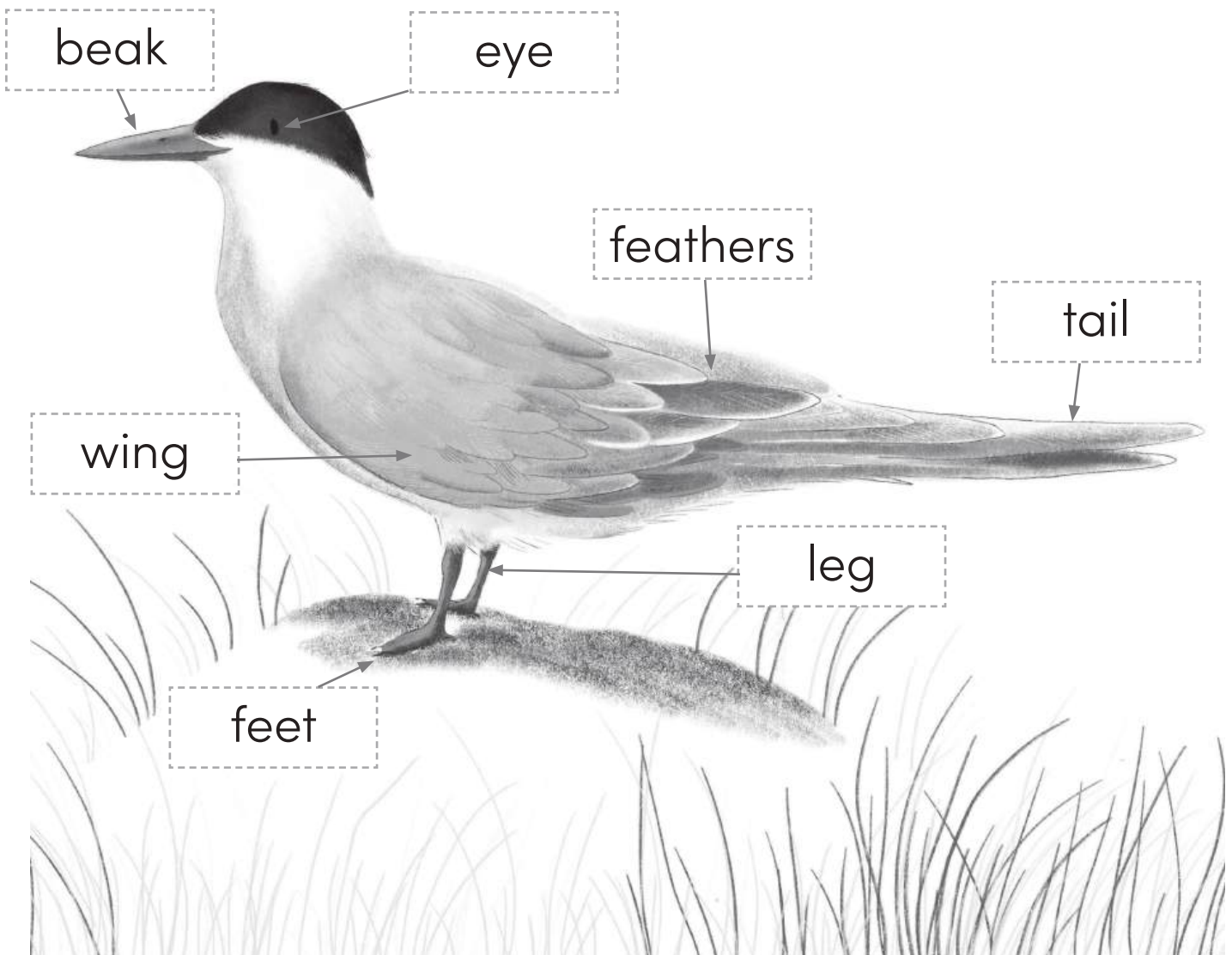
## PARTS OF A BIRD

### Lead-in activity

*Small, Speckled Egg* includes much of the vocabulary needed to identify the parts of a bird. Pay particular attention to this when reading the story so children hear the words, such as beak and wing, and understand their meanings

### Main activity

Print out the next page and ask them to find words in the word bank to label the parts of the bird.





Name .....

# PARTS OF A BIRD

## Word bank

feet

eye

leg

feathers

wing

beak

tail

